

## Stem Casters — 11.20

Use with Super Erecta posts and shelves (see pages 13 and 19) to create a mobile shelving unit to meet your special needs. Stem casters are shipped with donut bumper at no additional charge.

Wheel Diameter (in.) (mm)	Face (in.) (mm)	Load Rating (lbs.) (kg)	Type	Wheel Tread	Approx. Pkd. Wt. (lbs.) (kg)	Cat. No.	List Price Each
4	102	125 56	Stem/Swivel	Resilient	1 1/2 .6	4LD	18.50
5	127	125 56	Stem/Swivel	Resilient	2 .9	5LD	22.00
5	127	200 90	Stem/Swivel	Resilient	2 1/2 1.1	5M	25.00
5	127	200 90	Stem/Brake	Resilient	2 5/8 1.2	5MB	30.00
5	127	200 90	Stem/Rigid	Resilient	3 1/2 1.5	5MR	30.00
5	127	250 111	Stem/Swivel	High Modulus Donut	2 1/2 1.1	5MDA	25.00
5	127	250 111	Stem/Brake	High Modulus Donut	2 5/8 1.17	5MDBA	30.00
5	127	250 111	Stem/Rigid	High Modulus Donut	2 5/8 1.08	5MDRA	30.00
5	127	300 135	Stem/Swivel	Polyurethane	2 1/8 .94	5MP	39.50
5	127	300 135	Stem/Brake	Polyurethane	2 1/4 1	5MPB	45.00
5	127	300 135	Stem/Rigid	Polyurethane	2 .9	5MPR	45.00
6	152	300 135	Stem/Swivel	Polyurethane	2 1/4 1.08	6MP	52.50
6	152	300 135	Stem/Brake	Polyurethane	2 1/2 .94	6MPB	63.00
6	152	300 135	Stem/Rigid	Polyurethane	2 1/4 1	6MPR	63.00



5M



5MB

Rigid casters must be used with rigid channels. Rigid channels are sold separately. Contact your Metro representative.

**Note 1:** Rigid casters are held in position by a connecting channel. When ordering rigid casters, shelf width must be known.  
**Note 2:** Load Height for all 5M and 5MP casters — 6 7/32" ± 1/16" (155 ± 1.5mm).  
**Note 3:** Load Height for 4LD caster — 4 5/8" ± 1/16" (118 ± 1.5mm).  
**Note 4:** Load Height for 5LD caster — 5 5/8" ± 1/16" (143 ± 1.5mm).

## Stainless Steel Cart-Washable Stem Casters — 11.20

Stem casters are shipped with donut bumpers at no extra charge.

Wheel Diameter (in.) (mm)	Face (in.) (mm)	Load Rating (lbs.) (kg)	Type	Wheel Tread	Approx. Pkd. Wt. (lbs.) (kg)	Cat. No.	List Price Each
5	127	150 68	Swivel	High Modulus	2 1/2 1.1	5MDGSA	113.00
5	127	150 68	Brake	High Modulus Donut	2 5/8 1.17	5MDBGSA	118.50
5	127	150 68	Rigid	High Modulus Donut	2 3/8 1.08	5MDRGSA	118.50
5	127	300 135	Swivel	Polyurethane	2 1/8 .94	5MPGSA	119.50
5	127	300 135	Brake	Polyurethane	2 1/4 1	5MPBGSA	124.50
5	127	300 135	Rigid	Polyurethane	2 .9	5MPRGSA	124.50



5MDGSA

**Note 1:** Rigid casters are held in position by a connecting channel. When ordering rigid casters, shelf width must be known.  
**Note 2:** Load Height for all 5MD and 5MP casters — 6 7/32" ± 1/16" (155 ± 1.5mm).  
**Note 3:** All casters are grease sealed with zerk fittings in swivel and axle.  
**Note 4:** Brakes are foot-operated.

## Polymer Casters — 11.20

Innovative polymer stem casters offer corrosion resistance and enhanced durability. Appropriate for all medium-duty mobile applications. Donut bumpers included.

- All-polymer horn, stainless steel axle and hardware.
- 5" (127mm) diameter polyurethane wheel, sleeve-style axle bearing and an optional toe-operated brake mechanism.

Wheel Tread	Type	Face (in.) (mm)	Load Rating (lbs.) (kg)	Approx. Pkd. Wt. (lbs.) (kg)	Temp Range (continuous)	Cat. No.	List Price Each	Cat. No. Antimicrobial	List Price Each
Polyurethane	Swivel	1 1/4 32	300 135	2 .9	-20°F to 120°F	5PC	61.00	5PCM	68.00
Polyurethane	Brake	1 1/4 32	300 135	2 .9	-20°F to 120°F	5PCB	66.50	5PCBM	73.00
Polyurethane	Rigid	1 1/4 32	300 135	2 .9	-20°F to 120°F	5PCR	66.50		



5PC

5PCB

**Note 1:** Rigid casters are held in place by a connecting channel. When ordering, shelf depth **must** be provided.

## Decorative Casters — 10.04

- Black nylon housing with non-marking polymer tread.
- 2 1/2" (63mm) models have threaded stem and attach to regular shelving posts.
- 4" (100mm) casters have non-threaded stem.

Type	Diameter (in.) (mm)	Cat. No.	List Price Each
Swivel/Brake	2 1/2 63	HDC3BB	9.00
Swivel	4 100	HDC5B	18.50
Swivel/Brake	4 100	HDC5BB	24.00

## Donut Bumpers — 11.40

Diameter (in.) (mm)	Height (in.) (mm)	Cat. No.	List Price Each
3 1/2 89	3/4 19	9992DB*	5.50
5 1/2 140	1 3/16 21	9992N	10.00

\*Included with each Super Erecta stem caster as noted above.



HDC5B

HDC5BB








Donut Bumper

See page 13 for posts for Stem Casters.

Casters shipped with post inserts (as shown left) for adaptability to mobile posts.

Indicates antimicrobial product.

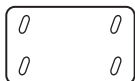
The following information is to assist you in the selection of the appropriate caster for your specific application. Remember, the selection of the proper caster is determined by the load requirements, the operating environment, and other special conditions.

Caster Series	Wheel Material	Load Rating per Caster	Resistance to Oil & Grease	Rollability	Floor Protection	Noise
<b>5M</b> 	Resilient Rubber	200 lbs. (91kg)	Low	Fair	Good	Low
<b>B5DN</b> 	Neoprene	225 lbs. (102kg)	High	Good	Good	Low
<b>5MP</b> 	Polyurethane	300 lbs. (137kg)	High	Good	Good	Moderate
<b>5MDA</b> 	High Modulus Rubber	250 lbs. (114kg)	High	Good	Good	Low
<b>Q5MBESD</b> 	Conductive	200 lbs. (91kg)	Low	Fair	Good	Low

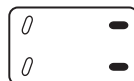
**For caster specifications and recommendations by application go to [www.metro.com/casters](http://www.metro.com/casters)**

**Caster Tips:**

- The total weight of the equipment and its load should not exceed three times the load rating per caster.
- Given the same wheel material, the larger the wheel diameter, the greater the load capacity and the better the rollability.
- Caster mounting patterns affect maneuverability and steering of the equipment.
- Plate casters generally have wheels of larger diameter and can usually carry more weight and take more abuse than stem casters.
- Ball bearings and roller bearings in the wheel generally perform better and carry more weight than engineered plastic bearings or sintered metal bearings. Metro stem casters in the 5MP and the 5MDA series have ball bearings in the swivel and the wheel. Most plate casters have ball bearings in the swivel and ball or roller bearings in the wheel.
- Wheel tread shapes are generally flat, rounded or tapered. Tapered wheels, like donut-shaped wheels, tend to roll more easily. High-modulus donut wheels offer resiliency and mobility, reduce noise, and absorb shock on uneven or rough floors.



For maneuverability, use 4 swivel casters.



For steering control use 2 swivel and 2 rigid casters.

Additional stem and plate casters, in various sizes, are available.