

MetroMax® Storage System

The most revolutionary and advanced system of its kind in the marketplace today.

- **Corrosion and Rust Proof** — MetroMax has a lifetime warranty against corrosion and rust.
- **Versatile** — Shelves adjust at 1/2" (13mm) increments along the height of the posts.
- **Adaptable** — Accessories such as shelf dividers, stackable ledges, tray slides, label holders, and more, allow customization to your exact needs.
- **Flexible** — Solid and open-grid shelf mats remove from shelf frame and interchange in seconds.
- **Cleanable** — Mats lift off for cleaning. Open-grid mats fit easily into the dishwasher.
- **Strong and Durable** — Reinforced polymers give MetroMax incredible strength — 800 lbs. (375kg) per shelf up to 48" (1219mm) length and 600 lbs. (275kg) per shelf over 48" (1219mm) long.



Shelves — 9.01

Complete with frame, open-grid or solid shelf mat, and four wedge connectors.

Width/Length (in./mm)		Approx. Pkd. Wt. (lbs./kg)		✓ Cat. No. Open Grid Shelf	List Price Each	Approx. Pkd. Wt. (lbs./kg)		✓ Cat. No. Solid Shelf	List Price Each
18x24	457x610	10	4.5	1824GX2	110.50	11	4.8	1824FX2	124.00
18x30	457x760	11	5.0	1830GX2	113.00	13	5.6	1830FX2	128.00
18x36	457x914	12	5.4	1836GX2	115.50	14	6.4	1836FX2	130.00
18x42	457x1066	14	6.2	1842GX2	140.50	17	7.3	1842FX2	154.00
18x48	457x1219	16	7.3	1848GX2	142.50	18	8.2	1848FX2	156.00
18x54	457x1370	18	8.2	1854GX2	162.00	22	8.9	1854FX2	185.00
18x60	457x1524	20	9.1	1860GX2	164.00	23	9.8	1860FX2	187.00
18x72	457x1825	23	10.4	1872GX2	198.50				
24x24	610x610	11	5.0	2424GX2	139.50	12	5.7	2424FX2	156.00
24x30	610x760	14	6.2	2430GX2	141.50	15	6.7	2430FX2	159.50
24x36	610x914	15	6.8	2436GX2	144.00	18	7.7	2436FX2	162.00
24x42	610x1066	17	7.6	2442GX2	171.00	21	8.8	2442FX2	190.00
24x48	610x1219	19	8.6	2448GX2	171.00	23	9.8	2448FX2	190.00
24x54	610x1370	21	9.5	2454GX2	204.50	25	10.8	2454FX2	227.50
24x60	610x1524	23	10.4	2460GX2	204.50	28	11.8	2460FX2	227.50
24x72	610x1825	29	13.2	2472GX2	245.50				

Metro Fact:
All MetroMax Shelving comes standard with *Microban® antimicrobial product protection built into the shelf mats to inhibit stain and odor causing bacterial growth.

Posts — 9.01

Polymer construction. Adjustable at 1/2" (12.7mm) increments. Stationary posts are fitted with adjustable leveling bolts to compensate for uneven surfaces.

Height (in./mm)		Approx. Pkd. Wt. (lbs./kg)		Cat. No. Stationary	Cat. No. Mobile	List Price Each
13	370	.5	.2	13PX	13UPX	22.00
33	875	1	.45	33PX	33UPX	32.50
54	1370	1.5	.7	54PX	54UPX	36.00
63	1585	2	.9	63PX	63UPX	39.00
74	1890	2.25	1.0	74PX	74UPX	44.00
86	2195	2.5	1.2	86PX	86UPX	51.50

Note: Special length posts are available.

✓ Indicates antimicrobial product.

*MICROBAN® and the MICROBAN® symbol are registered trademarks of the Microban Products Company, Huntersville, NC.

Wedge Connector

Bag of 4.
Cat. No. **9985X**
List Price 8.30 each

(Included with each shelf or shelf frame.)

Casters for mobile applications can be found on page 65.



Post with Wedge Connector

MetroMax® Stem Casters — 9.05

Use with MetroMax stem caster posts (page 64) and shelves (page 64) to create a mobile shelving unit to meet your specific needs.

Type	Wheel Tread	Load Rating		Approx. Pkd. Wt.		Cat. No.	List Price Each
		(lbs.)	(kg)	(lbs.)	(kg)		
Stem/Swivel	Resilient	200	91	2 ³ / ₄	1.2	5MX	27.50
Stem/Brake	Resilient	200	91	3	1.4	5MBX	33.00
Stem/Rigid	Resilient	200	91	3 ³ / ₄	1.7	5MRX	33.00
Stem/Swivel	Polyurethane	300	135	2 ¹ / ₄	1.0	5MPX	43.50
Stem/Brake	Polyurethane	300	135	2 ¹ / ₂	1.1	5MPBX	49.00
Stem/Rigid	Polyurethane	300	135	2 ¹ / ₄	1.0	5MPRX	49.00
Stem/Swivel	Resilient Donut	250	113	2 ¹ / ₂	1.1	5MDXA	27.50
Stem/Brake	Resilient Donut	250	113	2 ¹ / ₂	1.1	5MDBXA	33.00
Stem/Rigid	Resilient Donut	250	113	2 ¹ / ₂	1.1	5MDRXA	33.00



5MPX

MetroMax bumpers included.

*Note: Rigid casters are held in place by a connecting channel. When ordering, shelf width **must** be provided.

Polymer Casters — 9.35

Innovative polymer stem casters offer corrosion resistance and enhanced durability.

- All-polymer horn, stainless steel axle and hardware, 5" (127mm) diameter polyurethane wheel, sleeve-style axle bearing and an optional toe-operated brake mechanism.
- Load rating of 300 lbs. (135kg) and a temperature range from -20° to 120°F (continuous).
- Recommended for all medium-duty applications.

Wheel Tread	Type	Wheel Diameter		Wheel/Tread Width		Approx. Pkd. Wt.		Cat. No.	List Price Each	Cat. No. Antimicrobial	List Price Each
		(in.)	(mm)	(in.)	(mm)	(lbs.)	(kg)				
Polyurethane	Swivel	5	127	1 ¹ / ₄	32	2	.9	5PCX	66.50	5PCXM	74.00
Polyurethane	Brake	5	127	1 ¹ / ₄	32	2	.9	5PCBX	72.50	5PCBXM	79.50
Polyurethane	Rigid*	5	127	1 ¹ / ₄	32	2	.9	5PCRX	72.50		



5PCX

5PCBX

Note 1: Optional tread guards (blue) may be ordered by adding "-TG" to the desired model number (eg. 5PC-TG, 5PCB-TG, 5PCR-TG).

Note 2: Stem casters are shipped with donut bumpers at no extra charge.

*Note 3: Rigid casters are held in place by a connecting channel. When ordering, shelf width **must** be provided.

Stainless Steel Cart-Washable Stem Casters — 9.01

Type	Wheel Tread	Load Rating		Approx. Pkd. Wt.		Cat. No.	List Price Each
		(lbs.)	(kg)	(lbs.)	(kg)		
Stem/Swivel	Polyurethane	300	135	2 ¹ / ₈	1.0	5MPXGSA	131.50
Stem/Brake	Polyurethane	300	135	2 ¹ / ₈	1.0	5MPBXGSA	136.50
Stem/Rigid*	Polyurethane	300	135	2 ¹ / ₈	1.0	5MPRXGSA	136.50

☑ Indicates antimicrobial product.

MetroMax® — Redefining Space Management

Develop a custom storage installation by combining individual MetroMax units in a variety of combinations utilizing "S" hooks and/or Intermediate "S" hook kits. Join units end-to-end, back-to-back, or at right angles.

"S" Hook Kit

Add on shelving to existing units using two posts instead of four. Kit includes one "S" hook and one corner collar plug. Two kits required **per storage level** when configuring units end-to-end. Cat. No. **9995X** List Price 3.70 each

Intermediate "S" Hook Kit

Required when joining units at right angles with open corner and no post. Intermediate bracket and an "S" Hook connect a shelf corner to the front beam of the adjoining shelf. Kit includes one intermediate bracket, two "S" Hooks, and two corner collar plugs. See illustration below for quantity required **per level**. Cat. No. **9996X** List Price 9.40 each



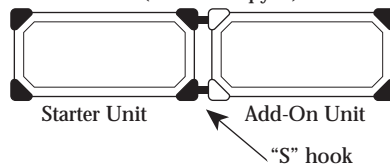
"S" Hook



Intermediate Bracket and "S" Hook

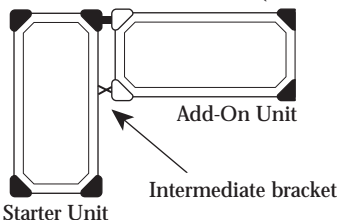
END-TO-END

"S" Hook Kits (9995X — qty. 2)



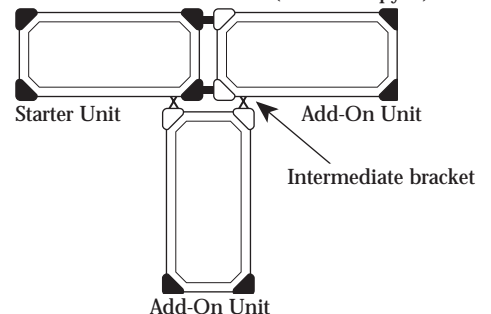
RIGHT ANGLES

Intermediate "S" Hook Kit (9996X — qty. 1)



COMBINATION

Intermediate "S" Hook Kits (9996X — qty. 2)



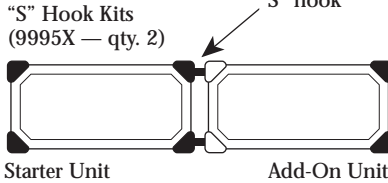
- Regular "S" Hook location
- ✕ Intermediate bracket location
- Post
- Post not required

Shelving Starter and Add-On Units

Save time and money by eliminating adjacent posts and replacing with "S" hooks.

- **Starter Units** consist of four posts and indicated number of MetroMax shelves.
- **Add-On Units** consist of two posts, indicated number of shelves, and two "S" Hooks per shelf, for attaching shelf to adjacent unit. To attach shelves at right angles, Intermediate "S" Hook Kits must be ordered separately.

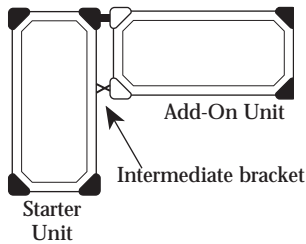
END-TO-END



Add-on units with "S" hooks can only be attached to shelves supported by two or more posts.

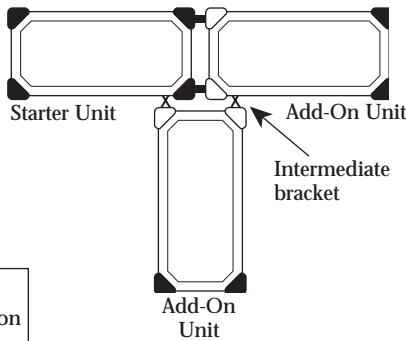
RIGHT ANGLES

Intermediate "S" Hook Kit (9996X — qty. 1)



COMBINATION

Intermediate "S" Hook Kits (9996X — qty. 2)



- Regular "S" Hook location
- ✕ Intermediate bracket location
- Post
- Post not required



Intermediate "S" Hook Kit

Required when joining units at right angles with open corner and no post. Intermediate bracket connects a shelf corner to the front beam of the adjoining shelf. Kit includes one intermediate bracket, two "S" Hooks, and two corner collar plugs. See illustration for quantity required per level.

Cat. No. **9996X** List Price 9.40 each

Shelving Starter and Add-On Units — Easy Order Guide



4 Shelves 63" (1600mm) Posts (63PX)						5 Shelves 74" (1880mm) Posts (74PX)			
		18" (457mm) Wide		24" (610mm) Wide		18" (457mm) Wide		24" (610mm) Wide	
		Starter	Add-On	Starter	Add-On	Starter	Add-On	Starter	Add-On
24" (610mm) Long	Cat. No.	X316GX2	AX316GX2	X516GX2	AX516GX2	5X317GX2	5AX317GX2	5X517GX2	5AX517GX2
	List Price Each	598.00	549.60	714.00	665.60	728.50	677.50	873.50	822.50
	Wt. lbs. (kg)	48 (22)	44 (20)	54 (24)	50 (23)	60 (27)	55 (25)	65 (29)	60 (27)
30" (760mm) Long	Cat. No.	X326GX2	AX326GX2	X526GX2	AX526GX2	5X327GX2	5AX327GX2	5X527GX2	5AX527GX2
	List Price Each	608.00	559.60	722.00	673.60	741.00	690.00	883.50	832.50
	Wt. lbs. (kg)	52 (24)	48 (22)	64 (29)	60 (27)	65 (29)	60 (27)	80 (36)	75 (34)
36" (914mm) Long	Cat. No.	X336GX2	AX336GX2	X536GX2	AX536GX2	5X337GX2	5AX337GX2	5X537GX2	5AX537GX2
	List Price Each	618.00	569.60	732.00	683.60	753.50	702.50	896.00	845.00
	Wt. lbs. (kg)	56 (25)	52 (24)	68 (31)	64 (29)	70 (32)	65 (29)	85 (39)	80 (36)
42" (1066mm) Long	Cat. No.	X346GX2	AX346GX2	X546GX2	AX546GX2	5X347GX2	5AX347GX2	5X547GX2	5AX547GX2
	List Price Each	718.00	669.60	840.00	791.60	878.50	827.50	1,031.00	980.00
	Wt. lbs. (kg)	64 (29)	60 (27)	76 (34)	72 (33)	80 (36)	75 (34)	95 (43)	90 (41)
48" (1219mm) Long	Cat. No.	X356GX2	AX356GX2	X556GX2	AX556GX2	5X357GX2	5AX357GX2	5X557GX2	5AX557GX2
	List Price Each	726.00	677.60	840.00	791.60	888.50	837.50	1,031.00	980.00
	Wt. lbs. (kg)	72 (33)	68 (31)	84 (38)	80 (36)	90 (41)	85 (39)	105 (48)	100 (45)
60" (1524mm) Long	Cat. No.	X366GX2	AX366GX2	X566GX2	AX566GX2	5X367GX2	5AX367GX2	5X567GX2	5AX567GX2
	List Price Each	812.00	763.60	974.00	925.60	996.00	945.00	1,198.50	1,147.50
	Wt. lbs. (kg)	88 (40)	84 (38)	92 (42)	88 (40)	110 (50)	105 (48)	115 (52)	110 (50)
72" (1825mm) Long	Cat. No.	X376GX2	AX376GX2	X576GX2	AX576GX2	5X377GX2	5AX377GX2	5X577GX2	5AX577GX2
	List Price Each	950.00	901.60	1,138.00	1,089.60	1,168.50	1,117.50	1,403.50	1,352.50
	Wt. lbs. (kg)	100 (45)	96 (44)	116 (53)	112 (51)	125 (57)	120 (54)	145 (66)	140 (64)

Note: "Right Angle" Add-On Units require one additional Intermediate "S" Hook kit per shelf level.

✓ Indicates antimicrobial product.

Stem Caster Carts — Open-Grid Shelves

Standard Units consist of four open-grid shelves (63" [1600mm]), 63UPX posts, wedge connectors and defined MetroMax casters. Approximate cart height — 69" (1753mm).

✓

Shelf Width/Length (in./mm)	Approx. Pkd. Wt. (lbs./kg)	Catalog Number with Casters			
		Four Swivel Resilient Rubber Casters	List Price Each	Two Swivel Two Brake Resilient Rubber Casters	List Price Each
18x36 457x914	74 33	X336AGX2	728.00	X336BGX2	739.00
18x48 457x1219	86 34	X356AGX2	836.00	X356BGX2	847.00
18x60 457x1524	98 44	X366AGX2	922.00	X366BGX2	933.00
24x36 610x914	82 37	X536AGX2	842.00	X536BGX2	853.00
24x48 610x1219	98 44	X556AGX2	950.00	X556BGX2	961.00
24x60 610x1524	114 51	X566AGX2	1,084.00	X566BGX2	1,095.00

✓

Shelf Width/Length (in./mm)	Approx. Pkd. Wt. (lbs./kg)	Catalog Number with Casters			
		Four Swivel Poly Casters	List Price Each	Two Swivel Two Brake Poly Casters	List Price Each
18x36 457x914	74 33	X336DGX2	792.00	X336EGX2	803.00
18x48 457x1219	86 34	X356DGX2	900.00	X356EGX2	911.00
18x60 457x1524	98 44	X366DGX2	986.00	X366EGX2	997.00
24x36 610x914	82 37	X536DGX2	906.00	X536EGX2	917.00
24x48 610x1219	98 44	X556DGX2	1,014.00	X556EGX2	1,025.00
24x60 610x1524	114 51	X566DGX2	1,148.00	X566EGX2	1,159.00

Additional open grid or solid mat shelves may be added, see page 64.



Open-Grid Stem Caster Cart

Stem Caster Carts — Solid Shelves

Standard Units consist of four solid mat shelves (63" [1600mm]), 63UPX posts, wedge connectors and defined MetroMax casters. Approximate cart height — 69" (1753mm).

✓

Shelf Width/Length (in./mm)	Approx. Pkd. Wt. (lbs./kg)	Catalog Number with Casters			
		Four Swivel Resilient Rubber Casters	List Price Each	Two Swivel Two Brake Resilient Rubber Casters	List Price Each
18x36 457x914	74 33	X336AFX2	786.00	X336BFX2	797.00
18x48 457x1219	90 41	X356AFX2	890.00	X356BFX2	901.00
18x60 457x1524	106 48	X366AFX2	1,014.00	X366BFX2	1,025.00
24x36 610x914	86 39	X536AFX2	914.00	X536BFX2	925.00
24x48 610x1219	106 48	X556AFX2	1,026.00	X556BFX2	1,037.00
24x60 610x1524	122 55	X566AFX2	1,176.00	X566BFX2	1,187.00

✓

Shelf Width/Length (in./mm)	Approx. Pkd. Wt. (lbs./kg)	Catalog Number with Casters			
		Four Swivel Resilient Poly Casters	List Price Each	Two Swivel Two Brake Poly Casters	List Price Each
18x36 457x914	74 33	X336DFX2	850.00	X336EFX2	861.00
18x48 457x1219	90 41	X356DFX2	954.00	X356EFX2	965.00
18x60 457x1524	106 48	X366DFX2	1,078.00	X366EFX2	1,089.00
24x36 610x914	86 39	X536DFX2	978.00	X536EFX2	989.00
24x48 610x1219	106 48	X556DFX2	1,090.00	X556EFX2	1,101.00
24x60 610x1524	122 55	X566DFX2	1,240.00	X566EFX2	1,251.00




Solid Shelf Stem Caster Cart
(Shown with optional extended handle, see page 68.)

✓ Indicates antimicrobial product.

MetroMax Replacement Mat Kits — 9.05

Width/Length (in.) (mm)		Approx. Pkd. Wt. (lbs.) (kg)		✓ Cat. No. Open Grid	List Price Each	✓ Cat. No. Solid	List Price Each
18x24	457x610	2.8	1.3	M1824GX2	38.00	M1824FX2	48.50
18x30	457x760	3.2	1.5	M1830GX2	39.00	M1830FX2	50.50
18x36	457x914	3.3	1.6	M1836GX2	40.50	M1836FX2	51.50
18x42	457x1066	3.8	1.7	M1842GX2	48.50	M1842FX2	61.00
18x48	457x1219	4.0	1.8	M1848GX2	48.50	M1848FX2	61.00
18x54	457x1370	4.7	2.1	M1854GX2	56.50	M1854FX2	72.50
18x60	457x1524	4.9	2.2	M1860GX2	56.50	M1860FX2	72.50
18x72	457x1825	5.2	2.3	M1872GX2	67.50		
24x24	610x610	3.5	1.6	M2424GX2	47.50	M2424FX2	60.00
24x30	610x760	3.7	1.7	M2430GX2	48.50	M2430FX2	61.00
24x36	610x914	4	1.8	M2436GX2	50.50	M2436FX2	62.00
24x42	610x1066	4.1	1.9	M2442GX2	57.50	M2442FX2	74.50
24x48	610x1219	4.7	2.1	M2448GX2	57.50	M2448FX2	74.50
24x54	610x1370	5.2	2.3	M2454GX2	70.50	M2454FX2	88.00
24x60	610x1524	5.6	2.5	M2460GX2	70.50	M2460FX2	88.00
24x72	610x1825	6.3	2.8	M2472GX2	84.00		



MetroMax Mat Kits

Metro Tip:

Upgrade your existing MetroMax Shelving system with *Microban® antimicrobial mats. The mats offer many of the benefits of a brand new system at a fraction of the cost.

Storage Level Frames — 9.05

Used where only shelf frame is required, such as with drop-in baskets. Includes frame and four wedge connectors. Order baskets to fit interior dimensions of frame. (See page 70).

Width/Length (in.) (mm)		Frame Interior Width/Length (in.) (mm)		Approx. Pkd. Wt. (lbs.) (kg)		Cat. No.	List Price Each
18x24	457x610	18x20	457x510	4 ³ / ₄	2.2	F1824X2	84.00
18x30	457x760	18x26	457x660	6	2.7	F1830X2	93.00
18x36	457x914	18x32	457x810	7	3.2	F1836X2	98.50
18x42	457x1066	18x38	457x965	8 ¹ / ₄	3.8	F1842X2	113.00
18x48	457x1219	18x44	457x1120	9 ¹ / ₂	4.3	F1848X2	113.00
18x54	457x1370	18x48	457x1219	10 ¹ / ₂	4.8	F1854X2	129.00
18x60	457x1524	18x54	457x1370	11 ³ / ₄	5.3	F1860X2	129.00
18x72	457x1825	18x68	457x1725	14	6.4	F1872X2	150.50
24x24	610x610	24x20	610x510	7 ¹ / ₂	3.4	F2424X2	99.50
24x30	610x760	24x26	610x660	9 ¹ / ₂	4.3	F2430X2	107.50
24x36	610x914	24x32	610x810	11 ¹ / ₄	5.1	F2436X2	113.00
24x42	610x1066	24x38	610x965	13 ¹ / ₄	6.0	F2442X2	123.00
24x48	610x1219	24x44	610x1120	15	6.8	F2448X2	123.00
24x54	610x1370	24x48	610x1219	17	7.7	F2454X2	142.50
24x60	610x1524	24x54	610x1370	18 ³ / ₄	8.5	F2460X2	142.50
24x72	610x1825	24x68	610x1725	22 ¹ / ₂	10.2	F2472X2	175.50



18"x48" (457x1219mm) Storage Level Frame

Extended Handles for MetroMax® Mobile Systems — 9.05

These contoured handles attach easily to new or existing 18" or 24" (457 or 610mm) MetroMax® carts, dolly trucks and other mobile applications.

Fits Unit Width (in.) (mm)	Approx. Pkd. Wt. (lbs.) (kg)	Cat. No.	List Price Each
18 457	2 ¹ / ₄ 1.0	EH18SX2	71.50
24 610	2 ¹ / ₂ 1.1	EH24SX2	74.50



Cart with Extended Handle

✓ Indicates antimicrobial product.

*MICROBAN® and the MICROBAN® symbol are registered trademarks of the Microban Products Company, Huntersville, NC.

Enclosure Panels — 9.05

An efficient way of enclosing the sides and back of all shelves in a unit. Durable gray epoxy finish.

Width/Height		Encloses				Approx. Pkd. Wt.		Cat. No.	List Price Each
(in.)	(mm)	Post Height (in.)	(mm)	Shelf Width (in.)	(mm)	(lbs.)	(kg)		
12 ³ / ₈ x51 ¹ / ₄	315x1300	54	1370	18	457	6	2.7	EP35XE	75.50
12 ³ / ₈ x59 ¹ / ₄	315x1505	63	1600	18	457	6 ³ / ₄	3.0	EP36XE	79.00
12 ³ / ₈ x71 ¹ / ₄	315x1810	74	1880	18	457	8 ¹ / ₂	3.8	EP37XE	87.00
18 ³ / ₈ x51 ¹ / ₄	467x1300	54	1370	24	610	8 ³ / ₄	3.9	EP55XE	81.50
18 ³ / ₈ x59 ¹ / ₄	467x1505	63	1600	24	610	10	4.5	EP56XE	91.00
18 ³ / ₈ x71 ¹ / ₄	467x1810	74	1800	24	610	11 ¹ / ₂	5.1	EP57XE	94.00

Panels Required to Enclose Ends:

18" (457mm) SHELF WIDTH		
54" (1370mm) Post	63" (1600mm) Post	74" (1880mm) Post
(2) EP35XE	(2) EP36XE	(2) EP37XE

24" (610mm) SHELF WIDTH		
54" (1370mm) Post	63" (1600mm) Post	74" (1880mm) Post
(2) EP55XE	(2) EP56XE	(2) EP57XE

Panels Required to Enclose Back:

Post Height	Cart Length (Shelf Length)					
	30" (760mm)	36" (914mm)	42" (1066mm)	48" (1219mm)	60" (1524mm)	72" (1825mm)
54" (1370mm)	(1) EP55XE	(2) EP35XE	(1) EP35XE (1) EP55XE	(3) EP35XE	(1) EP35XE (2) EP55XE	(2) EP35XE (2) EP55XE
63" (1600mm)	(1) EP56XE	(2) EP36XE	(1) EP36XE (1) EP56XE	(3) EP36XE	(1) EP36XE (2) EP56XE	(2) EP36XE (2) EP56XE
74" (1880mm)	(1) EP57XE	(2) EP37XE	(1) EP37XE (1) EP57XE	(3) EP37XE	(1) EP37XE (2) EP57XE	(2) EP37XE (2) EP57XE



MetroMax Mobile System with Enclosure Panels

Stackable Shelf Ledges — 9.05

Prevent items from falling or protruding from shelves. 2" (51mm) ledges snap on, and can be stacked for additional height.

Length (in.)	(mm)	Type	Approx. Pkd. Wt. (lbs.)	(kg)	Cat. No. 2" (51mm) Ledge	List Price Each
18	457	Side	1/2	.2	LS18X-2S	17.00
24	610	Side	1/2	.2	LS24X-2S	18.00
24	610	Back	1/2	.2	LB24X-2S	18.00
30	760	Back	3/4	.3	LB30X-2S	20.00
36	914	Back	1	.45	LB36X-2S	23.00
42	1066	Back	1 1/4	.5	LB42X-2S	28.00
48	1219	Back	1 1/4	.5	LB48X-2S	28.00
54	1370	Back	1 1/2	.7	LB54X-2S	31.50
60	1524	Back	1 3/4	.8	LB60X-2S	31.50
72	1825	Back	2	.9	LB72X-2S	36.00




Stackable Shelf Ledges

Shelf Dividers — 9.05

The easy way to organize any shelf. 8" high (203mm) dividers snap into place, and can be repositioned quickly and easily.

Shelf Width (in.)	(mm)	Approx. Pkd. Wt. (lbs.)	(kg)	Cat. No.	List Price Each
18	457	1 1/4	.5	DD18X	16.00
24	610	1 3/4	.8	DD24X	18.00



Shelf Divider

Wire Baskets — 9.05

The convenient way to hold small items, 9" (229mm) deep lift-out baskets are supported by storage level frame. Handles allow easy removal and replacement. Corrosion-resistant gray epoxy finish.

Size Width/Length (in.) (mm)	Approx. Pkd. Wt. (lbs.) (kg)	Cat. No. Epoxy	List Price Each
18x16 457x406	9 4.1	B1816XE	88.00
18x22 457x560	10 4.5	B1822XE	100.50
24x16 610x406	10 4.5	B2416XE	93.00
24x22 610x560	12 5.5	B2422XE	106.50

Note: B1822XE and B2422XE Baskets are not adaptable to 24" (610mm) long MetroMax Storage level frames.

Configuration Chart for MetroMax Baskets

Width (in.) (mm)	Length (lbs.) (kg)	Number/Size Adapable
18 457	36 914	2) 16" (406mm) Baskets
18 457	42 1066	1) 22" (560mm) Basket/1) 16" (406mm) Basket
18 457	48 1219	2) 22" (560mm) Baskets
18 457	60 1524	2) 16" (406mm) Baskets/1) 22" (560mm) Basket
18 457	72 1825	3) 22" (560mm) Baskets
24 610	36 914	2) 16" (406mm) Baskets
24 610	42 1066	1) 22" (560mm) Basket/1) 16" (406mm) Basket
24 610	48 1219	2) 22" (560mm) Baskets
24 610	60 1524	2) 16" (406mm) Baskets/1) 22" (560mm) Basket
24 610	72 1825	3) 22" (560mm) Baskets

Direct Wall Mount Shelving — 9.01

Use standard Super Erecta stainless steel direct wall mount shelf supports with MetroMax shelves or open frames with wire drop in baskets. Order one MetroMax corner adapter kit with each shelf or shelf frame. Shelf supports are sold individually.

Single — Use at shelf ends; two are required for a stand-alone shelf.

Shelf Width (in.) (mm)	Approx. Pkd. Wt. (lbs.) (kg)	Cat. No. Stainless Steel	List Price Each
18 457	2 0.9	1WD18S	75.50
24 610	2¼ 1.0	1WD24S	82.00

Double — When constructing a run of shelves, use double shelf supports to join adjacent shelves.

Shelf Width (in.) (mm)	Approx. Pkd. Wt. (lbs.) (kg)	Cat. No. Stainless Steel	List Price Each
18 457	3 1.4	2WD18S	114.00
24 610	4¼ 2.0	2WD24S	121.00

MetroMax Corner Adapter Kit

Order one kit per MetroMax shelf or shelf frame.
Cat. No. **9997X-4** List Price 9.50 each

MetroMax® Three-Sided Frame

Structural steel tubing. Gray epoxy finish.

For MetroMax Unit Size (in.) (mm)	Approx. Pkd. Wt. (lbs.) (kg)	Cat. No.	List Price Each
18x24 457x610	11 5.0	TF31X3E	79.00
18x30 457x760	12 5.4	TF32X3E	80.00
18x36 457x914	13 5.7	TF33X3E	81.50
18x48 457x1219	15 6.6	TF35X3E	86.00
18x60 457x1524	18 8.2	TF36X3E	100.50
24x24 610x610	12 5.4	TF51X3E	82.50
24x30 610x760	13 5.7	TF52X3E	85.00
24x36 610x914	14 6.4	TF53X3E	86.00
24x48 610x1219	18 8.2	TF55X3E	90.00
24x60 610x1524	20 9.1	TF56X3E	108.50



Wire Basket in Storage Level Frame



Wall Mount Brackets shown with open frame and Drop-In Basket.

For additional MetroMax Wall Storage options, please see pages 73-75.



MetroMax® Drying Rack Unit — 9.14

Allows superior air circulation and fast drying of trays, pans, lids, pots and all pot sink items. Promotes food safety by eliminating moisture. Offers an efficient organized drying area. Includes two drop-ins (Cat. No. **DR48S**) and one cutting board/tray drying rack (Cat. No. **TR2448XE**).

Stationary Unit

Width		Length		Height		Approx. Pkd. Wt.		Cat. No.	List Price Each
(in.)	(mm)	(in.)	(mm)	(in.)	(mm)	(lbs.)	(kg)		
24	610	48	1219	75½	1917.5	106	49	PR48X2	1,382.00



Stationary MetroMax Drying Rack Unit

Cutting Board and Tray Drying Rack System — 9.05

Fits 24"x48" (610x1219mm) or longer shelves. Durable gray epoxy finish. Can also be used on 24"x48" (610x1219mm) Super Erecta and MetroMax Q units.

Upright Spacing		Upright Height		Approx. Pkd. Wt.		Tray Capacity	Cat. No.	List Price Each
(in.)	(mm)	(in.)	(mm)	(lbs.)	(kg)			
1⅛	28	6	150	18	8.2	34	TR2448XE	96.00
3	76	6	150	13	5.9	14	TR2448XEA	90.00



TR2448XE System

Stainless Steel Drop-Ins

Designed for use with 24"x48" (610x1219mm) MetroMax shelf frames and 48" (1219mm) center beams.

Width		Length		Height		Wire Spacing		Approx. Pkd. Wt.		Cat. No.	List Price Each
(in.)	(mm)	(in.)	(mm)	(in.)	(mm)	(in.)	(mm)	(lbs.)	(kg)		
24	610	45⅞	1156	5¼	133	¾	19	12	6	DR48S	261.00

Note: Each DR48S should be ordered with the following items: (Qty 1, F2448X2 – MetroMax frame; Qty 1, RP48X-CBEAM – center beam).
Note: Can be retrofitted to existing MetroMax shelves – 2448GX2 or 2448FX2. To attach the drop-in rack, remove the shelf mats, and place the drop-in rack over the frame and center beam.

Can Rack — 9.05

Features a front-loading design that holds eight #10 cans or twelve #5 cans. Corrosion-resistant gray epoxy finish. For 24" (610mm) wide shelves. Cat. No. **CR24E** List Price 91.00 each



Post Clamp — 9.01

Create a more stable system by joining posts of side-by-side or back-to-back units together. Attaches in seconds.

Stainless Steel.
 Cat. No. **9994X** List Price 15.00 each



Foot Plate — 9.01

Use for added stability or to bolt units to the floor.

Zinc.
 Cat. No. **9993Z**
 List Price 10.50 each
 Stainless Steel.
 Cat. No. **9993S**
 List Price 24.50 each



Tray Slides — 9.05

Free up shelves for more efficient use of space. Tough gray epoxy finish.

Fits Unit Width (in.) (mm)		Finish	Approx. Pkd. Wt. (lbs.) (kg)		Cat. No.	List Price Pair
18	457		Epoxy	10 ³ / ₄		
24	610	Epoxy	12 ³ / ₄	6	24SXE	107.50



Tray Slides (Trays sold separately)

Super Slides — 9.05

Quickly attach to 24" (610mm) wide MetroMax® shelves. Accepts 3", 5", 6" and 8" (76, 127, 150 and 203mm) deep Olympic tote boxes (below) in combination up to 15" (381mm). Corrosion-resistant gray epoxy finish.

Width/Length (in.) (mm)		Height (in.) (mm)		Approx. Pkd. Wt. (lbs.) (kg)		Cat. No. Chrome	List Price Each
20 ³ / ₈ x21 ⁵ / ₈	520x550	10 ¹ / ₄	260	5 ¹ / ₄	2		



MetroMax® Super Slide

One-Piece Undershelf Slides — 9.05

Innovative design lets you suspend tote boxes below 18" and 24" (457 and 610mm) wide MetroMax® shelves to create a more versatile storage system.

Fits Shelf (in.) (mm)		Approx. Pkd. Wt. (lbs.) (kg)		Cat. No.	List Price Each
18	457	3 ³ / ₄	1.5		
24	610	3 ³ / ₄	1.52	BSD2224XB	118.00



One-Piece Undershelf Slide with Tote Box (Tote Box sold separately)

Label Holders — 9.05

Attach easily to MetroMax shelf for content identification.

Actual Length (in.) (mm)		Fits Shelf (in.) (mm)		Approx. Pkd. Wt. (lbs.) (kg)		Cat. No.	List Price Each
1x4 ¹ / ₂	25.4x114	All		.03	.01		
1x11 ⁹ / ₃₂	25.4x285	24	610	.14	.06	9989X1	7.30
1x17 ⁹ / ₃₂	25.4x438	30	760	.24	.10	9989X2	9.40
1x23 ⁹ / ₃₂	25.4x590	36	914	.30	.13	9989X3	11.50
1x29 ⁹ / ₃₂	25.4x742	42	1060	.35	.15	9989X4	13.00
1x35 ⁹ / ₃₂	25.4x895	48	1219	.40	.18	9989X5	15.60
1x41 ⁹ / ₃₂	25.4x1047	54	1370	.45	.20	9989X6	16.60




Label Holder (Labels not included)

MetroMax® Color Shelf Marker — 9.05

Attach easily to MetroMax shelf for content identification.

Shelf Marker Length (in.) (mm)		Color	Cat. No. MetroMax	List Price Each
6	152			
6	152	Green	CSM6-GX	4.70
6	152	Red	CSM6-RX	4.70
6	152	Tan	CSM6-TX	4.70
6	152	White	CSM6-WX	4.70
6	152	Yellow	CSM6-YX	4.70
6	152	Gray	CSM6-GRX	5.00



Color Shelf Marker



CSM6-BX



CSM6-GX



CSM6-RX



CSM6-TX



CSM6-WX



CSM6-YX



CSM6-GRX