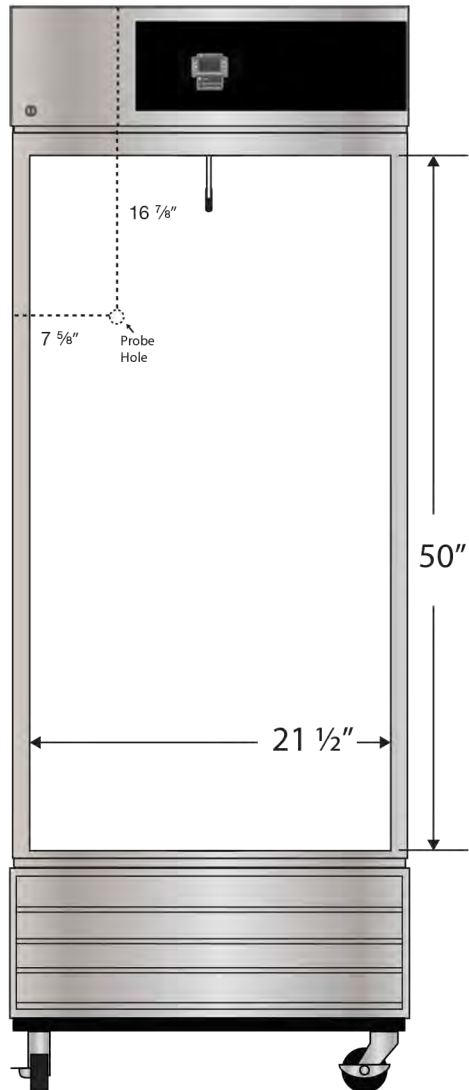
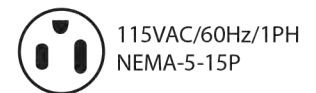
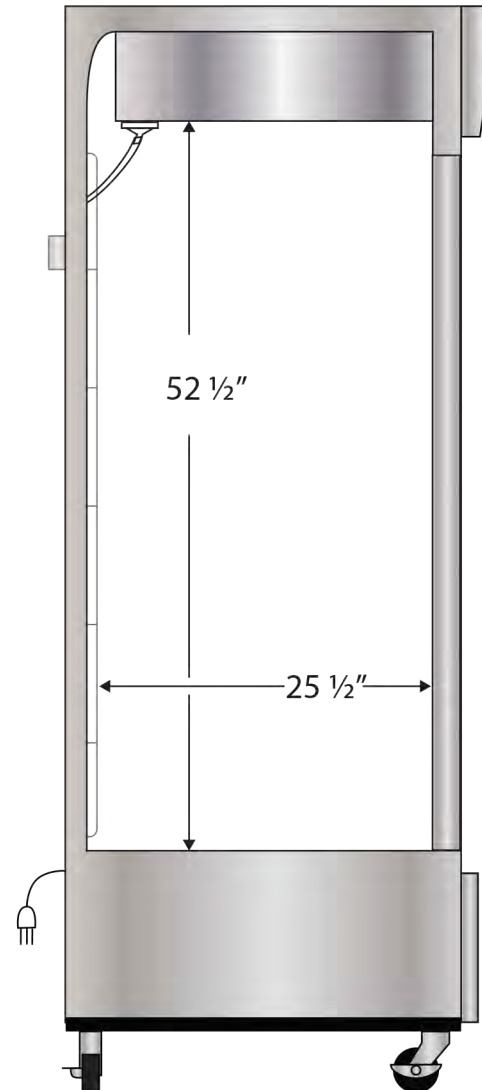


CUTSHEET

Front View



Side View



Cu. Ft	Defrost	Door	Int Door	Shelves	Interior Dim.			Refrigerant	H.P.	Amps	Weight
					W"	D"	H"				
23	Auto	1 Solid	0	3 Adj	21 <sup>1</sup> / <sub>2</sub>	25 <sup>1</sup> / <sub>2</sub>	52 <sup>1</sup> / <sub>2</sub>	R290	<sup>3</sup> / <sub>4</sub>	8	295 lbs.

Note: Interior dimensions are estimates and subject to change without notice