
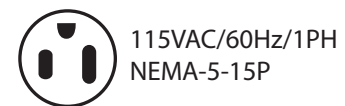
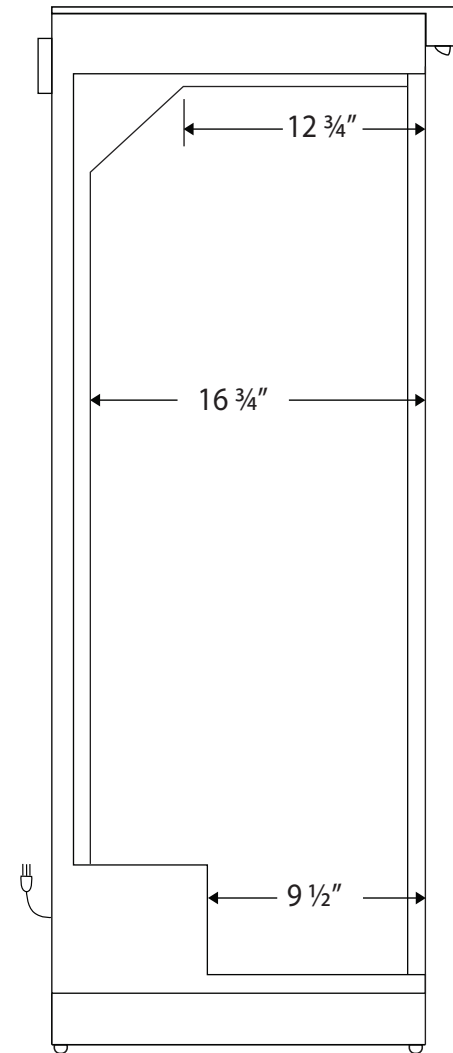


CUTSHEET

Front View



Side View



Cu. Ft	Defrost	Door	Int Door	Shelves	Interior Dim.			Refrigerant	H.P.	Amps	Weight
					W"	D"	H"				
14	Cycle	1 Solid	0	5 Adj.	19	16 3/4	63 3/4	R600a	1/5	3	170 lbs.

Note: Interior dimensions are estimates and subject to change without notice